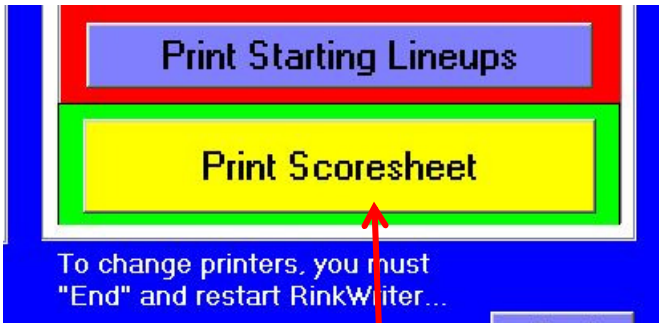
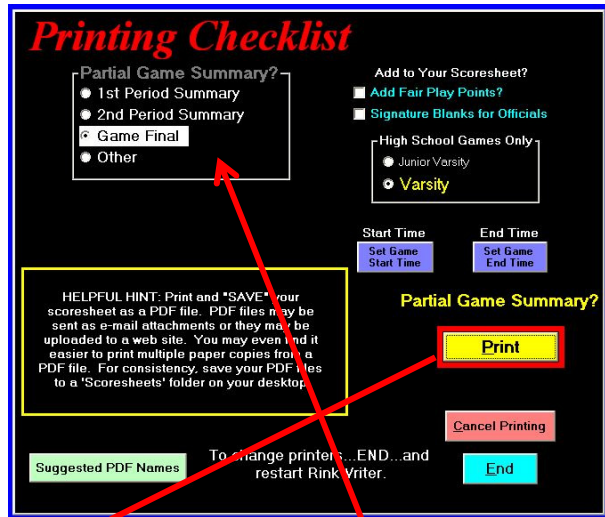


# Printing a PDF Scoresheet

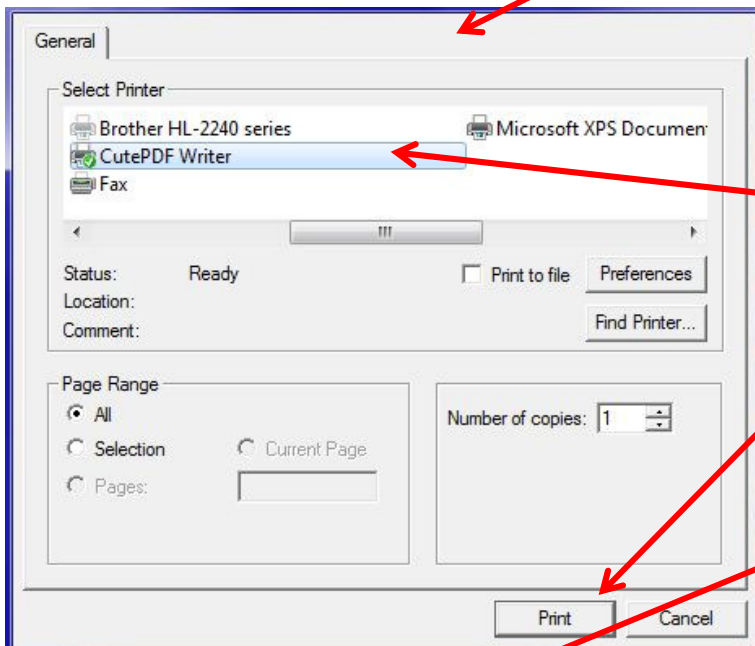


Click on "Print Scoresheet" button.

To print the Starting Lineups, click on the "Print Starting Lineups" button.

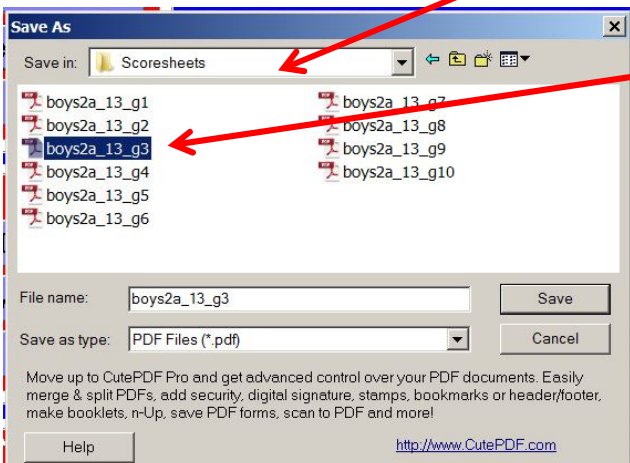


When printing a scoresheet, the "Game Final" is the default... However, you may print a 1<sup>st</sup> or 2<sup>nd</sup> period summary...or "Other".



Choose the CutePDF Writer as your printer, and Print.

Browse to the "Scoresheets" folder on your desktop (it should become the default). *RinkWriter* recommends having a "Scoresheets" folder on your desktop.



Assign you scoresheet a new name or select your game and "Save".

Replace an existing game scoresheet or save it as a new game.

