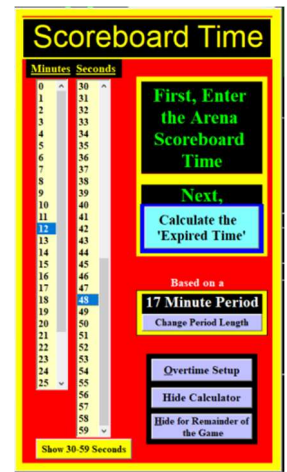
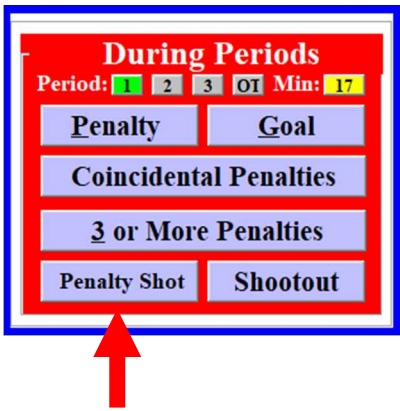
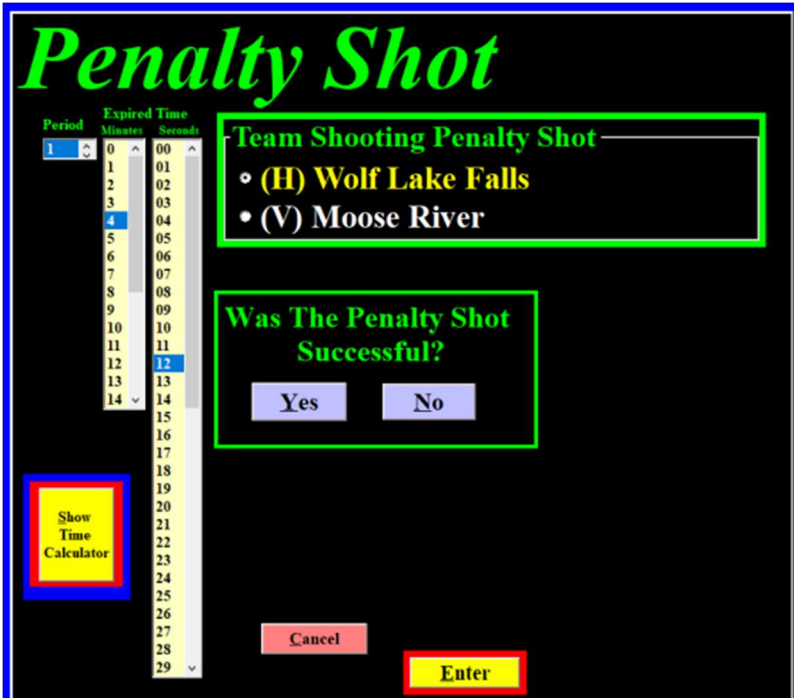


# Entering a Penalty Shot

- Select “Penalty Shot” button.
- The “Time calculator” will appear.
- Enter the Scoreboard Time
- Calculate the Expired Time.



## Penalty Shot Window



- Select the Team Shooting the Penalty Shot.
- Indicate if the shot was “Successful” or “Unsuccessful” (Yes or No).



- If the Penalty Shot was successful, a roster will appear for selecting the name of the player scoring the goal.
- Select “Enter” to open the “Announcer’s Window.”
- If the shot was unsuccessful, select “No” and the result will be automatically entered to the scoresheet as an unsuccessful penalty shot attempt.